



2019 STATE POLICY UPDATE REPORT ABBREVIATED

This Report Brought to You by
OUNCE OF PREVENTION FUND NATIONAL POLICY TEAM



TABLE OF CONTENTS

Introduction	3
Overview	4
Methodology	
Survey Methodology.....	8
Analysis Methodology.....	9
Results	
Early Care & Education.....	10
Early Intervention	13
Infant & Maternal Health.....	16
Mental, Emotional & Behavioral Health.....	19
Family Resiliency	22
Home Visiting.....	25
Workforce & Higher Education	27
Revenue.....	30
Governance.....	33
Data.....	36
Additional Updates	
Population Priorities	38
Advancing Federal Level Policy.....	39
Elected Champions	40
Glossary	42

INTRODUCTION

The Ounce of Prevention Fund (the Ounce) gives children in poverty the best chance for success in school and in life by advocating for and providing the highest-quality care and education from birth to age 5. The Ounce envisions a world in which high-quality early learning opportunities beginning at birth are an integral part of our nation's education system.

With commitment to quality as our guiding principle, the Ounce works at the intersection of practice, policy and research and forges public-private partnerships. Over the last 35 years, the Ounce has developed an effective approach to advancing knowledge, testing ideas in real-world settings, advocating for policy change, engaging champions and training practitioners and leaders.

Additionally, the Ounce has a long history of policy and advocacy work that is rooted in our deep experiences in Illinois. Through legislative, administrative and grassroots advocacy, our Illinois Policy Team seeks to shape the foundational elements of the state's early childhood system, including major funding streams, legislation and federal and state initiatives.

Our National Policy Team focuses on the intersection of policy, research and practice, providing consultation, peer learning opportunities and resources on policy content and advocacy to early childhood advocates, Educare Learning Network leaders, and other state and local systems leaders in 21 states and the District of Columbia (D.C.). Policy teams work to improve, implement and expand the policies, investments, programs and services that create high-functioning, high-quality early care and education systems. The Ounce also partners with the First Five Years Fund to increase federal investment in high-quality early childhood education programs and to ensure that the interests of children from birth to age 5 in low-income families are included in policy and funding decisions across the country.

The State Policy Update Report (SPUR) provides a snapshot of early childhood care and education budget and policy changes in states during the 2019 legislative sessions as of August 2019, many of which resulted in greater access to higher quality early learning programs and more-effective early childhood systems. This year, the report has been expanded to include more states than previously profiled. All 50 states and D.C. were invited to complete our 2019 State Policy Update survey. Representatives from a total of 33 states responded.

This year, survey respondents were asked to categorize **legislative, administrative and budgetary changes** that occurred in 2019, and to provide information about their involvement in advancing federal policy, identify elected officials who are noteworthy early childhood champions, and share stories about their accomplishments. As a result, we can offer a more robust report that illuminates trends and connects early childhood policy and funding advances across the country.

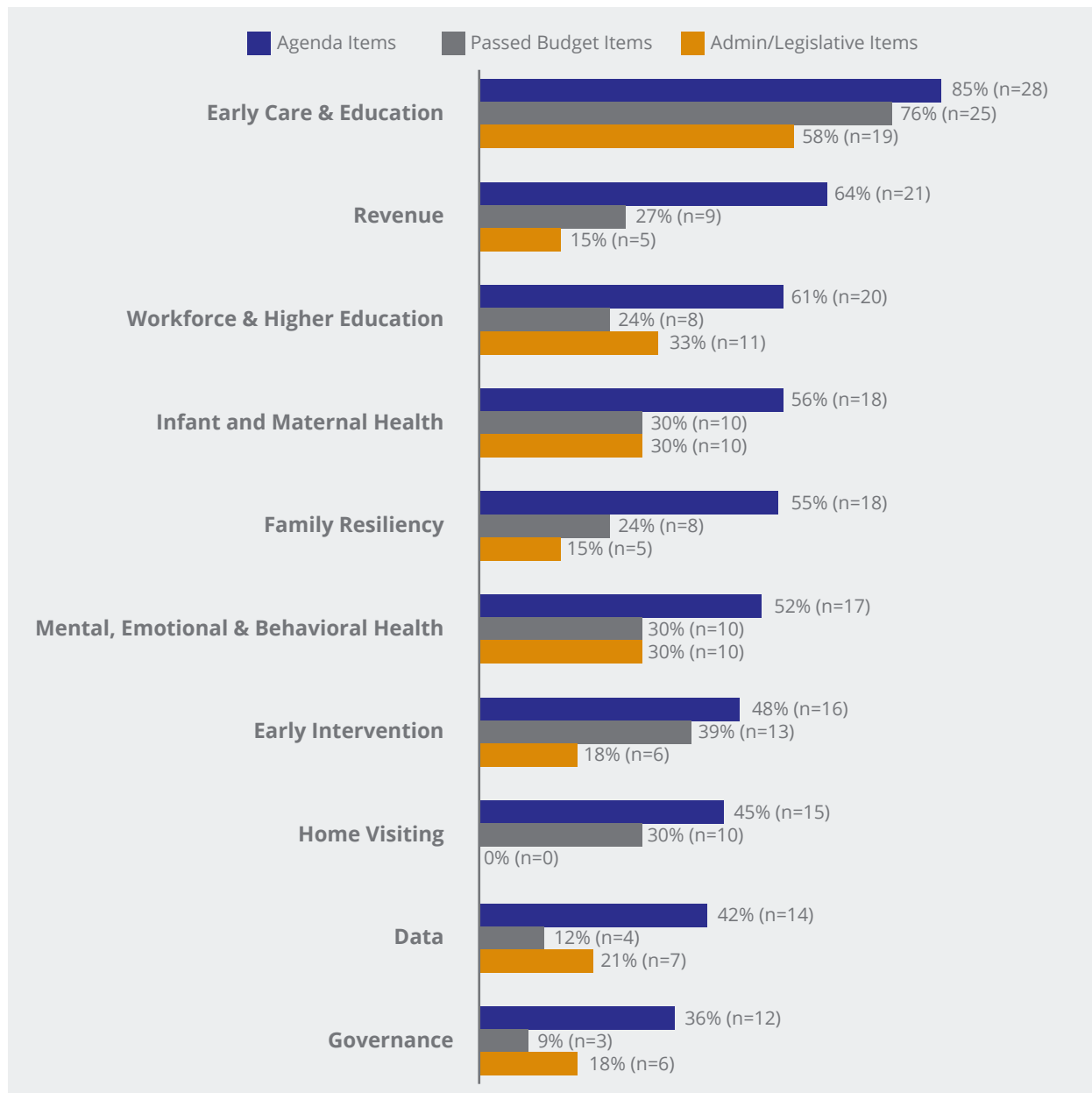
The body of the report is organized based on subject area, but individual state reports can be found in the appendix. Previous editions of the SPUR are available at <https://www.theounce.org/what-we-do/policy-and-advocacy/national-policy/>.

POLICY WINS: *In 2019, numerous states across the country made major policy changes and investments to improve the lives of young children and families.*

- In **California**, policy priorities generated by California’s early childhood advocates were ultimately adopted by Governor Gavin Newsome in his fiscal year 2020 budget request to the legislature, resulting in over \$2 billion dedicated to early childhood. This includes the Early Learning and Care Infrastructure Grant program, which received \$142.7 million in one-time General Funds to be expended over five years to expand child care facilities serving families with low incomes.
- As a result of the 2019 legislative session, **Florida’s** Office of Early Learning is now required to develop early learning professional development training and course standards to assess school readiness (e.g. child care) for program providers. The Office must also identify both formal and informal early learning career pathways with stackable credentials and certifications, which allow early childhood teachers to access specialized professional development opportunities.
- **Georgia’s** new governor, Brian Kemp, fulfilled his campaign promise by approving \$15 million to increase salaries by \$3,000 for eligible pre-K and K-12 teachers in Georgia’s classrooms.
- **Hawaii’s** Department of Human Services, in consultation with the Department of Public Safety, will work with the family reunification working group and other community stakeholders to develop a plan to establish visitation centers at all state correctional facilities and jails.
- The **Illinois** budget included \$100 million in facilities funding for school districts and child care centers through the Early Childhood Construction Grant program. With these funds, early learning providers will build new or update existing classrooms for infants, toddlers and preschoolers across the state.
- **Louisiana** received \$4 million in new state funding for the LA 4 Pre-K program to sustain 800 pre-K seats that were previously funded by a federal grant that is ending this year.
- In **Maine**, Governor Janet Mills signed legislation to implement a statewide Early Childhood Consultation program where early childhood mental health professionals work with teachers, providers and parents to promote appropriate social and emotional development and manage challenging behaviors in children to help them be more successful in the classroom.
- **Oregon** launched the universal Family Connects program to provide all new parents in a community with the option of a nurse home visit after the birth of a child.
- As part of a \$6 billion boost to public education, **Texas** approved full-day pre-K funding through a new Early Education Allotment, which will distribute an estimated \$780 million per year for full-day, pre-K or other early reading and mathematics strategies.
- In **Virginia**, more than 1,500 at-risk 4-year-olds will have the opportunity to attend high-quality preschool. The final budget includes \$6.1 million to continue Virginia Preschool Initiative classrooms in 13 communities slated to close due to completion of a federal grant.

OVERVIEW

The chart below shows the categories in which state respondents reported **budget and legislative changes**, as well as **policy agenda items** for the upcoming year. The body of the report offers definitions, examples and more information for each category.



POLICY PRIORITIES: Many state respondents reported a **continued commitment** to expanding state-funded pre-K, expanding access to quality child care, improving instructional supports for early childhood teachers, improving prevention services for families at risk of entering the child welfare system, improving data collection and reporting, and countless other issues impacting children and families.

OVERVIEW

- **Colorado** is working toward expanding access to quality, affordable and available child care through increased funding, tax credit strategies and investigating the feasibility of contracted slots within the state’s subsidy program.
- In **Rhode Island**, advocates are developing and implementing compensation strategies to improve qualifications and retention of effective infant/toddler educators, home visitors and Early Intervention providers serving infants and toddlers with development delays or disabilities.
- Advocates in **Kansas** have prioritized strengthening family support programs for working families by modifying eligibility policies for child care assistance, Temporary Assistance for Needy Families (TANF) cash assistance and the Supplemental Nutrition Assistance Program (SNAP) to ensure these programs can reach Kansas children and families in need.
- In **Oklahoma**, advocates are promoting an early childhood integrated data system to capture an unduplicated count of early learning program participation and inform future investments in early childhood.

CATEGORIZED AGENDA ITEMS	PERCENTAGE OF STATES (N=33)	STATES THAT REPORTED AGENDA ITEMS
Early Care & Education	85% (n=28)	CA, CO, FL, HI, IL, KS, KY, LA, ME, MD, MA, MS, NE, NV, NH, NJ, NY, OK, OR, PA, RI, SC, SD, TN, TX, VA, WA, WI
Revenue	64% (n=21)	AR, CO, FL, HI, KS, KY, LA, ME, MD, MA, MS, NE, NV, NM, NY, OK, OR, SC, SD, TN, WI
Workforce & Higher Education	61% (n=20)	AR, CA, CO, FL, HI, IL, KS, KY, LA, ME, MA, NE, NV, NY, PA, RI, SC, SD, WA, WI
Infant & Maternal Health	56% (n=18)	FL, HI, IL, KS, KY, LA, ME, MD, NV, NY, OR, PA, RI, SC, SD, TN, TX, WI
Family Resiliency	55% (n=18)	AR, FL, HI, KS, KY, MD, MA, NE, NH, NJ, NY, PA, RI, SC, SD, TN, VA, WI
Mental, Emotional & Behavioral Health	52% (n=17)	AR, CO, FL, KS, KY, LA, ME, MA, NV, NJ, NY, PA, RI, SC, SD, TN, WI
Early Intervention	48% (n=16)	FL, HI, IL, KS, KY, LA, ME, NV, NY, OR, RI, SC, SD, TN, TX, WI
Home Visiting	45% (n=15)	FL, IL, KS, ME, NE, NH, NJ, OR, PA, RI, SC, SD, TN, VA, WI
Data	42% (n=14)	FL, HI, KS, LA, ME, MA, NE, NV, OK, RI, SC, SD, TN, VA
Governance	36% (n=12)	AR, FL, KS, LA, ME, MA, NV, NM, SC, SD, TN, VA

OVERVIEW

Most of the states in this report are also engaged in advancing federal-level policy. Most state advocates (26 of the 33 states who responded to our survey) are involved in work to enhance the Child Care & Development Block Grant (CCDBG). Many advocates also reported working to ensure children are accurately counted during the 2020 Census, developing plans for the Family First Prevention Services Act (FFPSA), and promoting the reauthorization of the Child Abuse Prevention and Treatment Act (CAPTA).

While these successes are impressive, they only scratch the surface of the accomplishments state advocates and their many partners have achieved over the past year. In addition to administrative rule and legislative changes and budget increases that expand high-quality early learning, states approved policies such as infant and early childhood mental health consultation and paid family leave that support the whole child and family. We are excited to share highlights from each state that illustrate the persistent work of early childhood advocates, program providers, public officials and many other stakeholders who continue to move the field forward in creating environments in which young children and families can thrive.

Survey Methodology

This year’s survey differed from previous years in four major ways: 1) survey was distributed through Qualtrics, 2) all 50 states and D.C. were invited to participate, 3) it included additional questions, and 4) it asked respondents to categorize policy items. By including more states and asking more detailed questions, trends emerged, and we can better connect successes and challenges across states and topics.

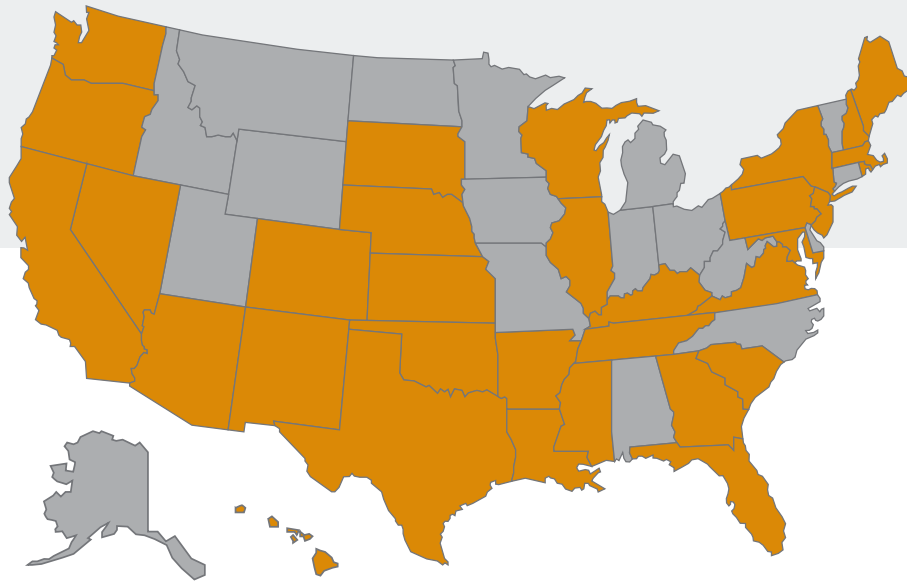
The table below shows the categories we asked state respondents to tag legislative, administrative and budgetary changes from the year. Advocates completing the survey were able to tag single items under multiple categories to ensure accurate and thorough reporting.

FIG 1: CATEGORIES AND DEFINITIONS

CATEGORIES	DEFINITIONS
Early Care & Education	Child care, pre-K, Head Start, Early Head Start, school readiness, investments in facilities
Early Intervention	Legislation and funding for children with disabilities (e.g. IDEA Part C)
Infant & Maternal Health	Programs and funding related to physical health, including reducing the rates of infant and maternal mortality and morbidity
Mental, Emotional & Behavioral Health	School discipline policies (e.g. expulsion), mental health consultation, maternal depression
Family Resiliency	Supports for families with young children, including paid family leave, TANF, Women, Infants & Children (WIC), SNAP and Medicaid
Home Visiting	Any legislative, administrative and / or budgetary changes related to home visiting
Workforce & Higher Education	Professional development, training, wages, higher education, core competencies
Revenue	Tax credits, funding streams, new and/or increased allocations for early childhood
Governance	Special districts, governing boards, legislative councils
Data	Needs assessments, systems integration, state- and district-level reporting, state-funded studies

METHODOLOGY

The survey requested information on policy priorities, budgetary, legislative and administrative policy changes related to early childhood. The survey was distributed through Qualtrics on July 30 to 51 state advocacy organizations (one per state and one for D.C.). State advocates were asked to write in updates for each category: policy, budgetary, legislative and administrative. States could enter up to 30 items for each category. There was no character limit for updates, and states could include as much or as little information as they desired. State advocates were sent three follow-up reminders before the survey closed on August 30. A total of 33 state advocates participated. Michigan was unable to submit a policy update this year as they were in the midst of a budget impasse at the time information was requested.



Graphic above reflects the 33 states that participated in the Ounce's survey, marked as orange, which informed this State Policy Update Report.

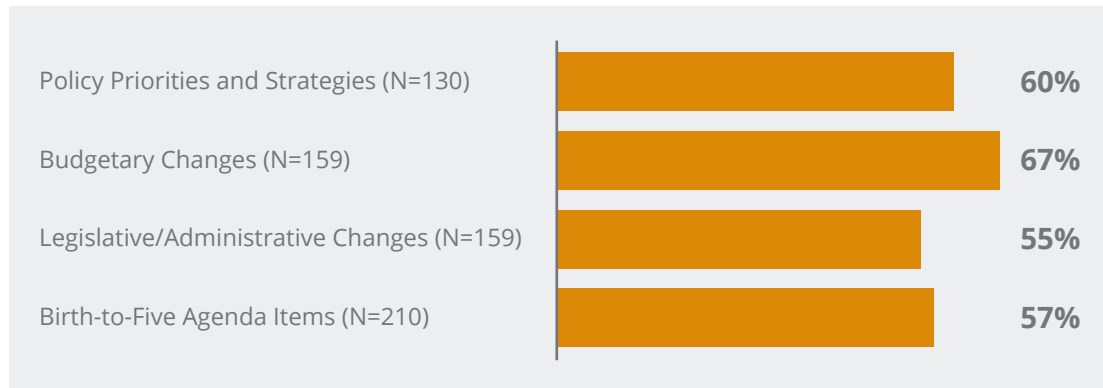
Analysis Methodology

After the survey was closed on August 30, 2019 open-ended responses from state advocates were qualitatively coded. Qualitative coding is conducted by reading through open-ended responses to identify common words or phrases used and identifying themes across many responses. A total of 658 items were entered across all categories. Items were qualitatively coded independently to identify overarching themes across states within the policy, budgetary, legislative and administrative categories. These qualitative codes were then cross-referenced with the state advocate's self-selected tags.

Early Care & Education

Legislation, administrative action or budget changes related to child care, pre-K, Head Start, Early Head Start, school readiness, investments in facilities and other similar topics.

FIG 2: EARLY CARE & EDUCATION



Budgetary Changes

Out of the 159 budgetary items provided by 30 states, 67% (n=107) were self-identified as Early Care & Education. Out of the 30 state respondents, nearly all (97%, n=29) indicated a budgetary item in this category. The majority of these items (74%, n=79) were budgetary items that have passed, with only 7% (n=7) pending and 11% (n=12) having not passed. Across these 107 budgetary items focused on Early Care & Education, almost half (46%, n=49) of the items, focused on increasing or adding additional funding or space for Early Care & Education programs.

Some of those budget items include:

- **Illinois** passed a \$50 million increase (10.1%) to the Early Childhood Block Grant at the Illinois State Board of Education to expand and improve birth-to-five early childhood services.
- Several state budgets included funding to expand pre-K, including **Mississippi, Nevada, Texas, Oregon, Pennsylvania, California, Kentucky, Colorado, Washington, Maryland**, among others. **New York's** budget, for example, added \$15 million in new funding for pre-K expansion. The budget also secured all existing pre-K funding for the future, a total of nearly \$850 million, supporting more than 120,000 3- and 4-year-olds.
- States like **Rhode Island, Colorado, Kentucky, Illinois and Louisiana** saw increases to their state Child Care Assistance Programs (CCAP). Louisiana approved \$8.9 million to CCAP, which will fund an additional 1,400 children on the program's waitlist at the new higher rate. This is the state's first investment to expand CCAP in 10 years.
- **South Dakota, Maryland, Georgia, Washington, Wisconsin, New York, Arizona** and **California** all increased their child care subsidy rates in their respective budgets. In South Dakota, the Department of Social Services raised the ceiling rates in childcare programs from 175% to 209%, providing more children access to child care assistance services.

¹Note that nine budgetary items did not list whether they had passed, not passed or were pending.

Legislative / Administrative Changes

Out of 159 legislative / administrative change items provided by 26 state respondents, more than half (55%, n=88) were self-identified as **Early Care & Education**. Nearly all of those 26 state respondents (83%, n=24) indicated a legislative / administrative change in this category. Of the 88 change items, half (50%, n=44) have passed, while 20% (n=18) are pending. Less than a quarter (18%, n=16) did not pass.

Some of those legislative / administrative changes include:

- **Arkansas** passed Act 506, which establishes a farm-to-school and early childhood education program within the Arkansas Agriculture Department, with goals of improving children’s nutrition and teaching them about gardens and farms in their own communities. The act authorizes the department to hire a full-time program coordinator, who would be responsible for incorporating more agriculture and nutrition education in schools and early childhood programs across the state.
- In **Texas** HB 3, the Legislature’s major school finance reform bill provides ongoing investments in early childhood education, including funding for full-day pre-K. It also establishes new kindergarten through third grade reading standards, directs districts to develop an early childhood literacy and mathematics proficiency plan, provides funding for districts to offer additional days of instruction to reduce summer slide in the early years, and narrows the number of approved kindergarten readiness assessments to ensure data can be easily compared across the state.
- The **Virginia** legislature passed an expansion of the Education Improvement Tax Credit Scholarship to include pre-K (SB1015- Stanley). These scholarships would be available to middle-income families (300% of poverty, or 400% if the child has an Individualized Education Program (IEP)) to attend preschool programs with demonstrated quality (Virginia Council for Private Education (VCPE)-accredited, VA Quality level 3, or licensed and meeting other quality standards). The value of the scholarship would be the state share of the Virginia Preschool Initiative per pupil amount, ranging from \$3,163 in Fairfax County to \$5,219 in Lee County.
- **New York** passed a law amending the state’s election law to allow campaign funds to be used to pay child care expenses that are incurred in the campaign or in the execution of the duties of public office or party position. The legislature passed a bill that would authorize the state to undertake a cost estimation model to determine the cost of providing quality care, and another that would require all counties in New York to make child care subsidies available to parents who, because they work nontraditional hours, need access to child care so they can sleep. Both bills are awaiting signature from the Governor.
- **Georgia** has used additions to the Child Care Development Fund (CCDF) to improve access to high-quality care by incentivizing infant-toddler care, expanding inclusion services, increasing workforce professional learning supports, and capping the family fee at 7% of a family’s income. Other policy changes include raising the base reimbursement rates for infant-toddler care to the 25th percentile of the market rate survey; adding 500 Quality Rated Subsidy Grant slots for infants and toddlers; adding six behavior support specialists (one per Department of Early Care and Learning (DECAL) region) to help teachers and other staff create and implement behavior support plans for children exhibiting intense, persistent, challenging behaviors; and implementing a centralized intake line (1-833-354-HELP) for teachers and other early education staff that will triage and route cases of extreme challenging behaviors to appropriate levels of support.

²Note that 10 legislative/administrative change items did not list whether they had passed, not passed or were pending.

Looking Ahead: Birth-to-Five Agenda Items & Policy Priorities

Out of the 210 agenda items provided by 30 state respondents, 57% (n=119) were self-identified as **Early Care & Education**. Out of the 30 state respondents, approximately 93% (n=28) indicated an item in this category. Across these 119 items, 29% (n=35) were focused on child care.

Some of those items include:

- Advocates in **Oregon** are focused on passing the Student Success Act, with 20% of revenue dedicated to early learning strategies (pre-K, Head Start, Early Head Start, Early Intervention-Early Childhood Special Education, home visiting, professional development and more).
- **Illinois** has prioritized increasing the Early Childhood Block Grant funding at the State Board of Education by \$100 million to expand access and strengthen program quality for prenatal-age-5 programs (included in the governor's proposed budget).
- **Washington** advocates are trying to increase flexibility in eligibility to state-funded pre-K and create allowable eligibility for families up to 130% of federal poverty level (FPL) and children transitioning from Early Head Start and Early Support for Infants & Toddlers (ESIT).
- In **Kansas**, advocates are prioritizing strengthening working family support programs by modifying eligibility policies for child care assistance, TANF cash assistance, and SNAP to ensure these programs can reach Kansas children and families in need.

Out of the 130 policy priorities provided by 27 states, 60% (n=78) were self-identified as **Early Care & Education**. Out of the 27 state respondents, approximately 85% of the states (n=23) indicated a policy item in this category. Most of these items (42%, n=33) were legislative policy items, and the remaining were either administrative (27%, n=21) or budgetary (23%, n=18).

Stories from the Field

In late 2018, we connected with Kelly Blucher, a parent of young children who was struggling with finding affordable child care solutions for her family. She received a subsidy but could not find anywhere that could take both of her children. She also was promoted through her work twice in the last year and has been on the verge of losing her subsidy. Most recently, her manageable copay increased to 55% of her income. We encouraged her to share her testimony to the State Legislature in response to the governor's proposed budget. She did and caught the ears of the Senate Majority Leader Andy Billig. Throughout session, her story was shared often by him and used in places where people were having a hard time understanding what the "benefits cliff" means to families in our state. Kelly continued to share her story – at other legislative committees, on the steps of the capitol at a rally for investing in affordable and accessible infant and toddler child care. She continues to advocate in her community and statewide when she gets the chance. She received a Champions for Children award through her community early learning coalition for her work and was awarded the Brewster C. Denny Rising Star award from The Children's Alliance for her approach to advocacy and sharing her story. She has been highlighted on two different news channels, interviewed by multiple newspapers and has been invited to several meetings to share her story. Her story was instrumental to the passage of rate increases for Washington's child care subsidies and the Child Care Access Now Act this year.

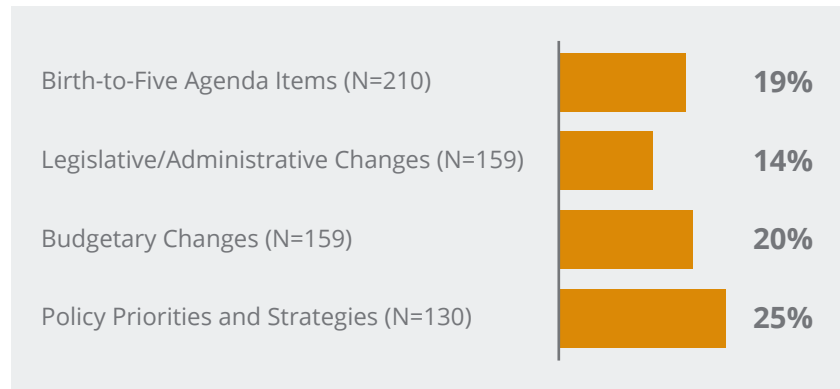
– Allison Krutsinger, Early Learning Policy Director at Children's Alliance (Washington)

³8% (n=6) of Early Care and Education tags did not indicate a type of policy item.

EARLY INTERVENTION (EI)

Legislation and funding for children with disabilities (e.g. IDEA Part C).

FIG 3: EARLY INTERVENTION



Budgetary Changes

Out of the 159 budgetary items provided by 30 states, 20% (n=32) were self-identified as **Early Intervention**. Out of the 30 state respondents, approximately 53% of the states (n=16) indicated a budgetary item in this category. The majority of these items (75%, n=24) have passed, with only 9% (n=3) pending and 9% (n=3) having not passed. Across these 32 budgetary items focused on Early Intervention, 63% (n=20) of the items focused on increasing or adding additional funding or space for Early Intervention programs.

Some of those budget items include:

- The **Illinois** budget included a \$12 million increase (12.4%) to the Early Intervention program at the Department of Human Services to accommodate the state's growing caseload and to increase reimbursement rates for all EI providers.
- The **New York** budget included a 5% increase in reimbursement rates for certain professionals providing Early Intervention services – occupational therapists, physical therapists and speech language pathologists. This marked the first time the state had provided an increase in Early Intervention reimbursement rates since the 1990s.
- The **California** budget included the Special Education Early Intervention Preschool Grant, which provides funds to Local Education Agencies (LEA) based on the number of 3- and 4-year-olds with exceptional needs, specifically students with IEPs. The grant requires ongoing funding to be contingent upon the passage of legislation in the 2020-2021 budget to reform the special education system to improve outcomes for students.
- **Colorado** saw an Early Intervention funding increase of \$3.3 million.
- **South Carolina** passed an additional \$22 million (almost 200% more) in funding for the state's IDEA part C program (Babynet).

⁴Note that three budgetary items did not list whether they had passed, not passed or were pending.

Legislative / Administrative Changes

Out of 159 legislative / administrative change items provided by 26 states, very few (14%, n=23) were self-identified as **Early Intervention**. From the 26 state respondents, more than a third of states (35%, n=9) indicated a legislative / administrative change in this category. From these 23 change items, nearly half (48%, n=11) have passed, while 39% (n=9) are still pending. Less than a quarter (13%, n=3) did not pass.

Some of those legislative / administrative changes include:

- In **Georgia**, HR 421 created the House Study Committee on Infant and Toddler Social and Emotional Health to study the prevention, early intervention and treatment of mental health challenges in young children.
- **Maine** successfully passed legislation for the implementation of a statewide Early Childhood Consultation program, in which early childhood mental health professionals work with teachers, providers and parents to promote appropriate social and emotional development and manage challenging behaviors in children to help them be more successful in the classroom.
- In **California**, AB 1004 (McCarty) would clarify that health care providers must use a validated screening tool and adhere to the American Academy of Pediatrics best practices on periodicity for developmental screening services made available under the Early and Periodic Screening, Diagnosis and Treatment (EPSDT) benefit.
- In **Rhode Island**, legislation is pending that would develop and implement compensation strategies for infant/toddler educators, home visitors and EI.

Looking Ahead: Birth-to-Five Agenda Items & Policy Priorities

Out of the 210 agenda items provided by 30 states, 20% (n=40) were self-identified as **Early Intervention**. Out of the 30 state respondents, approximately 53% of the states (n=16) indicated an item in this category. Across these 42 items, nearly one-third (31%, n=13) focused on learning and education.

Some of those items include:

- Advocates in **Maine** are continuing to advance key recommendations resulting from the social-emotional learning and development project, including a statewide early childhood consultation program.
- In **Nevada**, advocates are working to require the Division of Welfare and Supportive Services to increase the number of child care providers willing and able to care for children with a documented disability.
- Advocates in **Texas** are advancing the Strengthen Early Childhood Intervention (ECI) for children under age 3 with disabilities and delays by ensuring enough funding and saving state taxpayer dollars by requiring commercial insurance to cover ECI services that are covered in Texas Medicaid.
- There is exploratory work in **Pennsylvania** advocating for increased state dollars for the state's birth-to-three and three-to-five EI programs, although this has been an area in which advocates have not recently been engaged.
- Advocates in **California** have prioritized adding developmental screenings to the Managed Care Organization (MCO) performance dashboard to better monitor the screenings being done under California's managed care plans.
- **Colorado** advocates are reforming the state's EI program to address the holistic needs of families and to support prevention rather than just intervention once a delay has occurred.

RESULTS

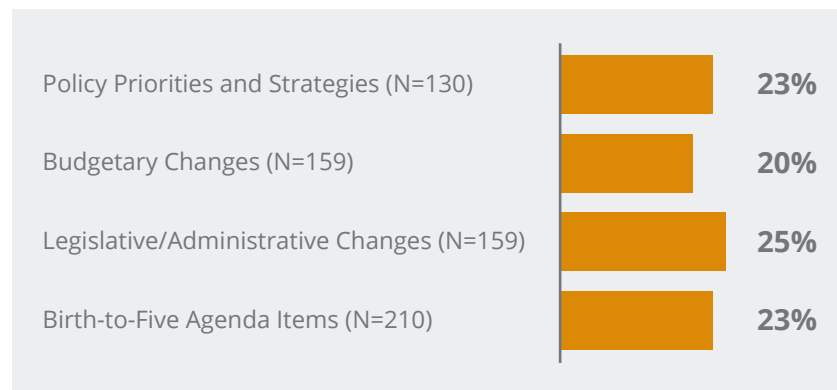
Out of the 130 policy priorities provided by 27 states, 25% (n=33) were self-identified as **Early Intervention**. Out of the 27 state respondents, approximately 67% of the states (n=18) indicated a policy item in in this category. Most of these items (45%, n=15) were legislative policy items, and the remaining were either administrative (27%, n=9) or budgetary (21%, n=7).

⁵6% of Early Intervention tags did not indicate a type of policy item.

INFANT & MATERNAL HEALTH

Programs and funding related to physical health, including reducing the rates of infant and maternal mortality and morbidity.

FIG 4: INFANT & MATERNAL HEALTH



Budgetary Changes

Out of the 159 budgetary items provided by 30 states, 20% (n=32) were self-identified as **Infant & Maternal Health**. Out of the 30 state respondents, approximately 53% of the states (n=16) indicated a budgetary item in this category. The majority of these items (75%, n=24) have passed through legislation, with only 9% (n=3) pending and 9% (n=3) having not passed. Across these 32 budgetary items, 59% (n=19) of the items focused on increasing or adding additional funding or space for Infant and Maternal programs.

Some of those budget changes include:

- **Arizona** appropriated \$1.7 million in FY2020, and \$9.4 million in FY2021 and FY2022 to eliminate the looming freeze of the KidsCare program, the federal Children's Health Insurance Program (CHIP) dollars appropriated to Arizona to provide access to health care for children under age 19 whose parents do not qualify for Arizona Health Care Cost Containment System but are uninsured. The state also appropriated \$1 million to the Department of Health Services to establish a grant for rural hospitals to purchase sonogram and telemedicine equipment for providing care to pregnant women.
- **Georgia's** budget included \$1.75 million to address maternal mortality, including \$1.05 million to screen for, refer and treat maternal depression and related behavioral disorders in rural and underserved areas, \$200,000 for additional nurse abstractors for the Maternal Mortality Review Committee, and \$500,000 to create the Center of Excellence on Maternal Mortality at Morehouse School of Medicine. The budget also included \$600,000 to establish three perinatal support satellites in three counties with consistently poor outcomes for infant mortality, low birthweight, prematurity and inadequate prenatal care access.
- **Texas** lawmakers approved a \$7 million general revenue increase for Department of State Health Services maternal health initiatives, including pregnancy medical home, maternal safety bundles (at hospitals), initiatives for high-risk pregnant women, and prevention and public awareness activities.
- The **Florida** budget included a \$34.7 million increase for Healthy Kids.

⁶Note that two budgetary items did not list whether they had passed, not passed or were pending.

- The **California** budget included \$250 million one-time Proposition 56 funding for payments in the Value-Based Payment program over the next several years. The program offers financial incentives to health care providers who improve their performance on predetermined measures or meet specified targets that focus on quality and efficiency of care.

Legislative / Administrative Changes

Out of 159 legislative / administrative change items provided by 26 states, a quarter of the items (25%, n=40) were self-identified as **Infant & Maternal Health**. Half of the 26 state respondents (50%, n=13) indicated a legislative / administrative change in this category. Of the 40 change items, half of them (50%, n=20) have passed, while a quarter (25%, n=10) are still pending. Less than 23% (n=9) did not pass.

Some of those legislative / administrative changes include:

- **Arizona** established an advisory committee to recommend improvements to information collection concerning the incidence and causes of maternal fatalities and severe maternal morbidity.
- **Illinois'** budget implementation bill included language to ensure that young children exposed to lead are eligible for EI services. The state also passed a series of bills addressing maternal and infant morbidity and mortality and existing racial disparities.
- In **Georgia**, HR 589 created the House Study Committee on Maternal Mortality to develop strategies and institute systemic changes to decrease and prevent maternal deaths.
- **Maine** passed three bills addressing the danger posed to child exposure to lead through the strengthening of the Lead Poisoning Control Act, a bill to expand access to lead screenings at well-child visits for 1- and 2-year-olds, and legislation requiring public schools to test drinking water regularly for levels of lead.
- In **California**, pending legislation (SB 464) would direct hospitals that provide perinatal care to implement implicit-bias training programs that identify existing provider biases, create measures to decrease implicit biases and stereotypes, and develop more culturally inclusive and appropriate communications and service delivery strategies.
- **Texas** passed SB 952, which updates minimum child care standards for nutrition and active play to align with the recommendations of the American Academy of Pediatrics, American Heart Association and American Public Health Association.

Looking Ahead: Birth-to-Five Agenda Items & Policy Priorities

Out of the 210 agenda items provided by 30 states, 23% (n=48) were self-identified as **Infant & Maternal Health**. Out of the 30 state respondents, approximately 60% of the states (n=18) indicated an item in this category.

Some of those items include:

- **Texas** advocates are working on improving the safety and quality of child care by setting effective maximum child care group size and child-caregiver ratios and ensuring the state collects data on these quality indicators in licensed child care. Advocates are also focused on preventing maternal deaths, reducing dangerous pregnancy complications, and supporting healthy mothers and babies by improving

⁷Note that 10 legislative/administrative change items did not list whether they had passed, not passed or were pending.

RESULTS

access to insurance coverage during the year after giving birth and during time between pregnancies.

- In **Nevada**, advocates would like to update reporting requirements regarding the levels of lead in the blood of a child. Additionally, they are working to create a fund that increases the availability of nutritious foods and physical activity opportunities at child care facilities.
- Advocates in **Maryland** are working to expand support for care coordination services for low-income pregnant women, postpartum women and their children from birth to age 3.
- **Pennsylvania** advocates are beginning efforts to build a campaign calling for a statewide lead testing mandate for children before age 2.

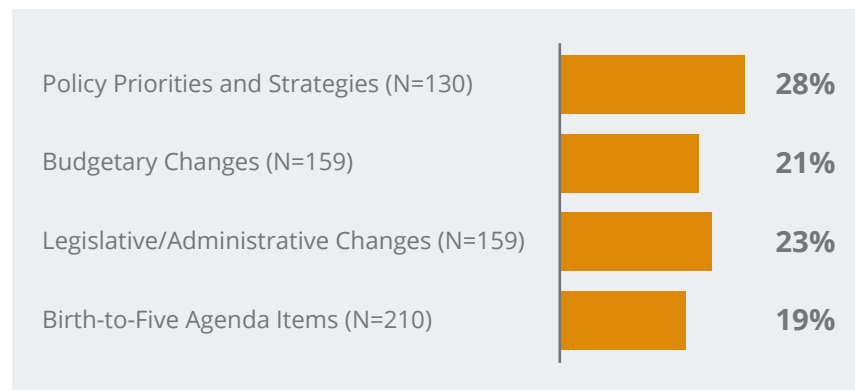
Out of the 130 policy priorities provided by 27 states, 23% (n=30) were self-identified as **Infant & Maternal Health**. Out of the 27 state respondents, approximately 70% of the states (n=19) indicated a policy item in this category. The majority of these items (50%, n=15) were legislative policy items, and the remaining were either administrative (20%, n=6) or budgetary (17%, n=5).⁸

⁸13% (n=4) of Infant and Maternal Health tags did not indicate a type of policy item.

MENTAL, EMOTIONAL & BEHAVIORAL HEALTH

Budget actions and legislative changes related to school discipline policies (e.g. suspension and expulsion), mental health consultation, maternal depression and other similar topics.

FIG 5: MENTAL, EMOTIONAL & BEHAVIORAL HEALTH



Budgetary Changes

Out of the 159 budgetary items provided by 30 states, 21% (n=34) were self-identified as **Mental, Emotional & Behavioral Health**. Out of the 30 state respondents, approximately 37% of the states (n=11) indicated a budgetary item in this category. The majority of these items (74%, n=25) have passed through legislation, with only 12% (n=4) pending and 12% (n=4) having not passed. Across these 34 budgetary items focused on Mental, Emotional and Behavioral Health, more than half (53%, n=18) of the items focused on increasing or adding additional funding or space for Mental, Emotional & Behavioral Health programs.

Some of those budget changes include:

- The **Maine** budget included \$840,000 for the implementation of a statewide Early Childhood Consultation program, where early childhood mental health professionals work with teachers, providers and parents to promote appropriate social and emotional development and manage challenging behaviors in children to help them be more successful in the classroom.
- The **Virginia** budget includes \$1.23 million per year to build out statewide capacity for the Virginia Mental Health Access Program (VMAP). VMAP will improve the identification and treatment of children's mental health needs by offering physicians specialized children's mental health training, access to on-demand behavioral health consultation services with child psychiatrists, and care coordination to identify regional mental health resources (like outpatient therapy) for children in need.
- **California** passed the Special Education Early Intervention Preschool Grant, which provides funds to LEAs based on the number of 3- and 4-year-olds with exceptional needs, specifically students with IEPs. The budget also provides \$40.8 million (\$27.2 million federal funds and \$13.6 million Proposition 56 funds) to Department of Health Care Services (DHCS) for Adverse Childhood Experience (ACE) screenings for children and adults in the Medi-Cal program and \$53.9 million (\$30.8 million federal funds and \$23.1 million Proposition 56 funds) for DHCS to increase developmental screenings for children.

⁹Note that one budgetary item did not list whether it had passed, not passed or was pending.

RESULTS

- The **Kansas** budget included matching funds to meet federal requirements for the Family First Prevention Services Act, allowing flexibility for the state to fund prevention services keeping families intact and children out of foster care.

Legislative / Administrative Changes

Out of 159 legislative / administrative change items provided by 26 states, almost a quarter of the items (23%, n=36) were self-identified as **Mental, Emotional & Behavioral Health**. Of the 26 state respondents, almost half (46%, n=12) indicated a legislative/administrative change in this category. From these 36 change items, more than half (53%, n=19) have passed, while a third of the change items (33%, n=12) are still pending. Less than a quarter (14%, n=5) did not pass.

Some of those legislative and administrative changes include:

- **Georgia** passed HR 421, which created the House Study Committee on Infant and Toddler Social and Emotional Health to study the prevention, early intervention and treatment of mental health challenges in young children.
- **Maine** passed legislation to implement a statewide Early Childhood Consultation program, where early childhood mental health professionals work with teachers, providers and parents to promote appropriate social and emotional development and manage challenging behaviors in children to help them be more successful in the classroom.
- **Texas** passed HB 65, which directs the Texas Education Agency to collect information from school districts about out-of-school suspensions, including the basis for suspensions, number of days students were suspended, and number of suspensions that were inconsistent with the student code of conduct.
- **California** passed AB 1004, which clarifies that health care providers must use a validated screening tool and adhere to the American Academy of Pediatrics best practices on periodicity for developmental screening services made available under the EPSDT benefit.
- **Colorado** passed HB 19-1193, which creates a child care services and substance use disorder treatment pilot program within Colorado Department of Human Services and awards grant funding to pilot child care navigation and mobile child care models for pregnant or parenting individuals seeking or participating in substance use disorder treatment.

Looking Ahead: Birth-to-Five Agenda Items & Policy Priorities

Out of the 210 agenda items provided by 30 state advocates, 19% (n=40) were self-identified as **Mental, Emotional & Behavioral Health**. Of the 30 state respondents, approximately 57% of the states (n=17) indicated an item in this category.

Some of those items include:

- Advocates in **Maine** continue to advance key recommendations resulting from the social-emotional learning and development project, including a statewide early childhood consultation program.
- Advocates in **Colorado** continue work to ensure all children get a healthy start, with a focus on mental and behavioral health, and supports to ensure successful implementation of recently passed early childhood discipline policies.
- **Nevada** advocates are working to require the Nevada Division of Welfare and Supportive Services to work to increase the number of child care providers willing and able to care for children with a documented disability.

RESULTS

- **New Jersey** advocates are working to ensure resources and services are available to foster infants' social and emotional health.

Out of the 130 policy priorities provided by 27 states, 28% (n=36) were self-identified as Mental, Emotional & Behavioral Health. Out of the 27 state respondents, approximately 78% of the states (n=21) indicated a policy item in this category. The majority of these items (42%, n=15) were legislative policy items, and the remaining were either administrative (36%, n=13) or budgetary (17%, n=6). Across all 36 policy items, approximately 20% (n=7) had to do with the expansion and access of Mental, Emotional & Behavioral Health in their states.

Stories from the Field

The Georgia Early Education Alliance for Ready Students (GEEARS) worked with Representative Katie Dempsey to pass HR 421 during the 2019 legislative session, which created the House Study Committee on Infant and Toddler Social and Emotional Health. The Study Committee will analyze the prevention, early intervention and treatment of the mental health challenges that young children in Georgia face. The Study Committee will begin meeting this fall, and GEEARS has been involved in the planning process. Through the work of the Study Committee, GEEARS is hopeful that Medicaid and CHIP will begin covering mental health services for children birth to age 4 (currently coverage for mental health services starts at 4), including language that specifies the coverage of therapies and parenting programs that focus on child/caregiver relationships. Representative Dempsey, who has been named chair of the Committee, is proving an incredible ally for young children and their families.

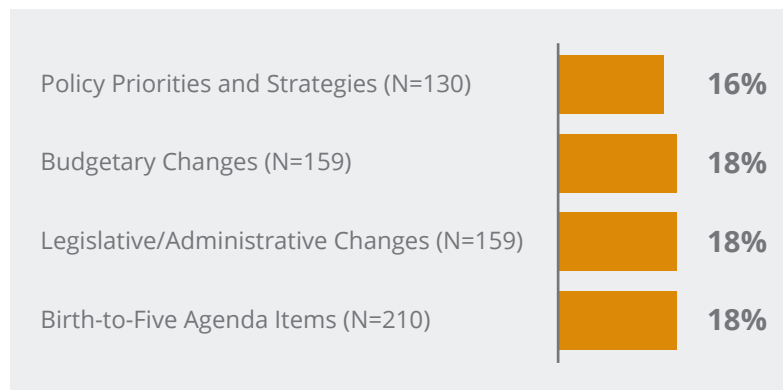
– Mindy Binderman, Founding Executive Director at Georgia Early Education Alliance for Ready Students (GEEARS)

¹⁰6% (n=2) of Mental, Emotional, and Behavioral Health tags did not indicate a type of policy item.

FAMILY RESILIENCY

Supports for families with young children, including paid family leave, TANF, WIC, SNAP, CHIP and Medicaid.

FIG 6: FAMILY RESILIENCY



Budgetary Changes

Out of the 159 budgetary items provided by 30 states, 18% (n=29) were self-identified as **Family Resiliency**. Out of the 30 state respondents, approximately 33% of the states (n=10) indicated a budgetary item in this category. More than 70%, (72%, n=21) have passed through legislation, with only 14% (n=4) having not passed. Three (10%) budgetary items are pending approval. One budgetary item did not list whether it had passed, not passed or was still pending. Across these 29 budgetary items in this category, 69% (n=20) of the items focused on increasing or adding additional funding or space for Family Resiliency.

Some of these budget changes include:

- In **Virginia**, the General Assembly increased the payment amount for Temporary Assistance for Needy Families by 5%, a \$3.2 million investment. For most kinship families, child-only TANF is the only program from which they receive financial assistance.
- **South Carolina** passed an additional \$5.5 million in state funding to cover increases in enrollment eligibility and a reduction in federal funds for CHIP.
- In **Pennsylvania**, the budget included a \$30.3 million increase (all state dollars) for CHIP. This was the first in a two-year rollback of enhanced federal match from 89% to 67%. Another similar allocation of state funds will be required next year.
- The **Colorado** budget included a \$500,000 increase in Family Resource Center funding.
- The **California** budget increases CalWORKs grant levels by 13.1%, which will bring monthly grant payments to 50% of the projected 2019 federal poverty level. The budget includes \$347.6 million in General Funding in 2019-2020 (\$455.4 million in General Funding annually thereafter) to fund this grant increase.

Legislative / Administrative Changes

Out of 159 legislative / administrative change items provided by 26 states, only 18% (n=29) were self-identified as **Family Resiliency**. From the 26 state respondents, 10 of them (38%) indicated a legislative / administrative change in this category. From these 29 change items, more than half (52%, n=15) have passed, while over a third (34%, n=10) are still pending. Only 10% (n=3) did not pass.

Some of those legislative / administrative changes include:

- **Hawaii** passed a paid family leave study that extends the deadline for the Legislative Reference Bureau to submit the sunrise analysis required by Act 109, Session Laws of Hawaii 2018, from September 1 – November 13, 2019 (HB32 CD1).
- **New Jersey** increased its paid family leave law from six weeks to 12 weeks.
- **Illinois** passed HB2237, creating a Children’s Savings Account program, which would automatically open a savings account for every child born or adopted in Illinois.
- In **California**, legislation is pending that would condemn the Trump administration’s proposed “public charge” rule that would have a devastating effect on communities across the country by driving up hunger, poverty and unmet health care needs, and urge the administration to rescind the rule expansion.

Looking Ahead: Birth-to-Five Agenda Items & Policy Priorities

Out of the 210 agenda items provided by 30 states, 18% (n=37) were self-identified as **Family Resiliency**. Out of the 30 state respondents, approximately 60% of the states (n=18) indicated a Family Resiliency item. Across these 37 items, over 27% (n=10) were directly related to child care.

Some of those items include:

- Advocates in **Hawaii** are working on a bill that would establish a family leave insurance program to provide 16 weeks of partial wage replacement, based on a sliding scale.
- **New Hampshire** advocates support infrastructure for a statewide system of family resource centers.
- Advocates in **Virginia** have prioritized increasing TANF payment rates for low-income working families and kinship caregivers.
- **Maryland** is incorporating recommendations from a blue-ribbon task force to follow the enactment of paid parental leave for state employees in 2018. The state also is establishing an insurance fund to provide partial wage replacement for those taking time away from work to care for new babies, loved ones with serious health conditions or disabilities, or themselves.
- Advocates are trying to strengthen **New York’s** working family tax credits – beginning with its child tax credit (the Empire State Child Credit). This will help reduce child poverty by expanding the credit to cover children under age 4 (who are currently excluded from the credit).

Out of the 130 policy priorities provided by 27 states, 16% (n=21) were self-identified as **Family Resiliency**. Out of the 27 state respondents, approximately 48% of the states (n=13) indicated a policy item in this category. The majority of these items (62%, n=8) were legislative policy items, and the remaining were either administrative (53%, n=7) or budgetary (46%, n=6). Across all 21 Family Resiliency policy items, more than half (57%, n=12) of the items, focused on children and toddlers.

¹¹Note that 10 legislative/administrative change items did not list whether they had passed, not passed or were still pending.

Stories from the Field

After repeated attempts in previous sessions, and for the first time in nearly 20 years, the General Assembly enacted a dramatic expansion of Maryland's Child and Dependent Care Tax Credit. This legislation raises the income eligibility limits for filers, making the tax credit available to individuals earning up to \$92,000 and married couples earning up to \$143,000. In future years, the caps and the credit amounts will also be adjusted for inflation.

The cap was previously set at \$50,000, or \$25,000 for married individuals filing separately. And yet, Maryland Family Network (MFN) has consistently documented that the high cost of child care burdens families who earn considerably more than \$50,000. In every jurisdiction, child care ranks among the top three household expenses.

Also for the first time, filers at the lower end of the eligibility scale (with incomes under \$50,000 for individuals, or \$75,000 for married couples) can now receive refunds if their credit exceeds their tax liability. National advocates consider this refundable feature a hallmark of the best state child care tax credit policies.

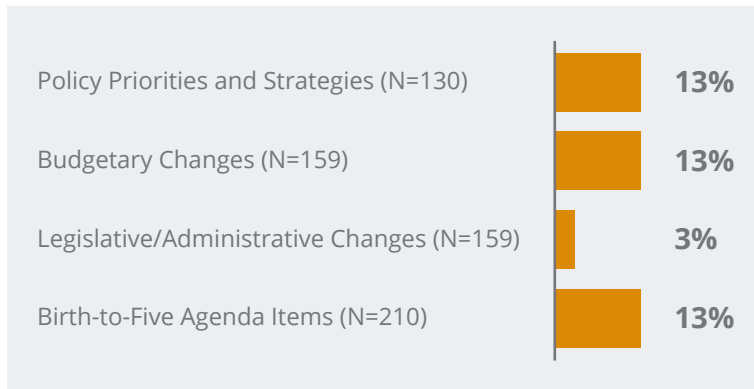
The legislation was sponsored, as in the past, by Sen. Nancy King and Del. Ariana Kelly, longtime child care champions. Their bills received unanimous support in the Senate and House of Delegates after being designated part of a package of priorities by the General Assembly's presiding officers. For casual observers, that might obscure the years of prior effort. It should instead be seen as a tribute.

- Clinton Macsherry, Director of Public Policy at Maryland Family Network

HOME VISITING

Any legislative, administrative and / or budgetary changes related to home visiting.

FIG 7: HOME VISITING



Budgetary Changes

Out of the 159 budgetary items provided by 30 state respondents, only 13% (n=20) were self-identified as **Home Visiting**. Of the 30 state respondents, approximately 43% (n=13) indicated a budgetary item in this category. The majority of budgetary items (80%, n=16) have passed through legislation, with only 15% (n=3) having not passed and one change item pending. Of the 20 budgetary items in this category, 45% (n=9) of the items focused on increasing or adding additional funding or space for Home Visiting.

Some of these budget changes include:

- In **Pennsylvania**, home visiting received a \$5 million increase in the Community-Based Family Centers line item, which is the amount the governor proposed. In the past three years, PA Partnerships for Children (PPC) has worked in a coalition focused on home visiting funding. State advocates have since secured an additional \$16.5 million, or a 480% increase between the family center line and the dedicated line for Nurse Family Partnership.
- **Texas** lawmakers approved an additional \$5 million over the biennium for home visiting, including increases for HOPES and Nurse Family Partnership.
- **Washington** passed \$7.6 million to expand access to a portfolio of home visiting services.
- **Oregon** passed funding for universal Family Connects to provide all new parents with the option of a nurse home visit after the birth of a child.
- **Wisconsin** increased funding for home visiting by \$500,000 in the first year and \$2.5 million in the second year to reduce the incidence of child abuse and neglect through the Family Foundations Home Visiting program.
- **California** passed funding for the Black Infant Health Program. This provides a \$7.5 million ongoing General Fund and an additional \$12 million in DHCS reimbursements for Medi-Cal eligible activities in the Black Infant Health Program and the California Prenatal Equity Initiative. This funding is to improve African-American infant and maternal health through case management services, including home visiting.

¹²Note that two budgetary items did not list whether they had passed, not passed or were pending.

Legislative / Administrative Changes

Out of 159 legislative / administrative change items provided by 26 states, only 2% (n=4) were self-identified as **Home Visiting**. From the 26 state respondents, only three states (12%) indicated a legislative / administrative change in this category. All four of the change items (100%) are still pending. These pending items include:

- In **South Carolina**, the Pay for Success Performance Accountability Act would facilitate the state's engagement in future Pay for Success projects. The state's first such project expanded quality postpartum nurse home visiting, and a pending project would expand a suite of early childhood services. This passed the state Senate and is under consideration in the House.
- In **Rhode Island**, legislation is pending to develop and implement compensation strategies for infant/toddler educators, home visitors and EI.
- **Maine's** pending legislation would create the First 4 ME Early Care and Education program to provide comprehensive, high-quality early care and education services for at-risk children who have not yet entered school. The bill is based on an Early Head Start Child Care partnership grant that created the Elevate Maine project in Skowhegan.

Looking Ahead: Birth-to-Five Agenda Items & Policy Priorities

Out of the 210 agenda items provided by 30 states, 13% (n=27) were self-identified as **Home Visiting**. Out of the 30 state respondents, approximately 50% of the states (n=15) indicated an item in this category. Across these 27 items, almost 50% (n=13) are directly related to home visiting. Approximately 22% (n=6) were directly related to budget and/or funding and education and/or learning.

Some of those items include:

- **New Hampshire** is working to expand access to Medicaid home visiting.
- **Tennessee** and **New Jersey** are expanding evidence-based home visiting.
- **Virginia** is focusing its home visiting expansion on at-risk families.
- **Rhode Island** is working to increase state funding for evidence-based home visiting programs so all pregnant and parenting families facing significant challenges can participate.

Of 130 policy priorities provided by 27 states, 13% (n=17) were self-identified as **Home Visiting**. Of 27 state respondents, approximately 56% of (n=15) indicated a policy item in this category. The majority of items (47%, n=8) were legislative policy items, and the remaining were either administrative (29%, n=5) or budgetary (18%, n=3).

Stories from the Field

The Pennsylvania state budget again included increases to offer evidence-based home visiting models to a collective coalition table with other child advocacy groups. Through Childhood Begins at Home, in the three years of its existence, we have been able to secure \$16.5 million in increased funding, or a 480% increase. This occurred partially during a time of budget deficits, and especially during a time when significant funding expansions are not occurring. If anything, it speaks to the effectiveness of bringing all the models together with other advocacy groups, providing policymakers with localized unmet need data, engaging both grass-tops and grassroots mobilization strategies, implementing effective communications tools and honing our bipartisan government-relations tactics.

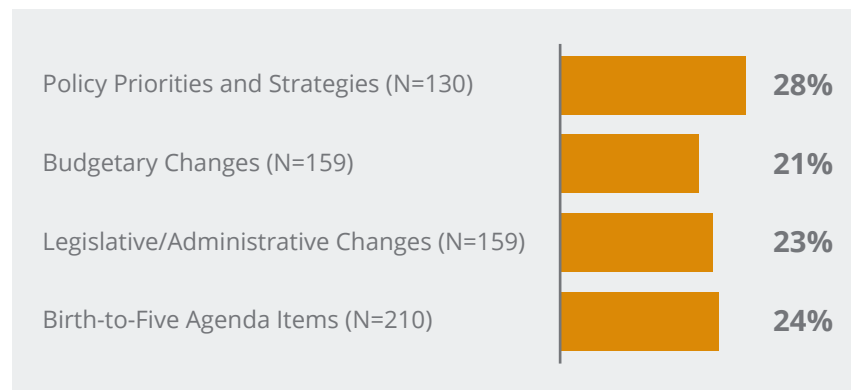
– Kari King, President and CEO at Pennsylvania Partnerships for Children (PPC)

¹³6% (n=1) of Early Care and Education tags did not indicate a type of policy item.

WORKFORCE & HIGHER EDUCATION

Budget actions or legislation related to professional development, training, wages, higher education, core competencies and similar topics.

FIG 8: WORKFORCE & HIGHER EDUCATION



Budgetary Changes

Out of the 159 budgetary items provided by 30 states, only 21% (n=34) were self-identified as **Workforce & Higher Education**. Out of the 30 state respondents, approximately 40% of the states (n=12) indicated a budgetary item in this category. More than half of these budgetary items (68%, n=23) have passed through legislation, with only 15% (n=5) of the items pending and 15% (n=5) having not passed. Across the 34 budgetary items in this category, less than half (47%, n=16) focused on increasing or adding additional funding or space for Workforce & Higher Education.

Some of those budget changes include:

- The **Massachusetts** budget included \$20 million for rate increases and \$5 million for workforce grants to community colleges. FY20 is the sixth consecutive year the budget has included a rate reserve or rate increase for early educator salaries.
- In **Maine**, there is a pending budget item for \$1 million that would stabilize the home visiting workforce by bringing salaries of home visitors in line with comparable positions and reduce any waiting lists for home visiting services to provide child development education and skills development for new parents. This was carried over to the second legislative session.
- The **Georgia** budget included \$15,003,985 to increase salaries for lead teachers in pre-K classrooms by \$3,000.
- **Colorado** passed an Early Childhood Educator Tax Credit: \$5.3 million in the first year of implementation.
- **California** approved funding for Trauma Screening Provider Training, recognizing the need to train providers who will be administering screenings for trauma for children and adults. The budget provides \$50 million (\$25 million federal funds and \$25 million Proposition 56 funds) for this purpose.

¹⁴Note that one budgetary item did not list whether it had passed, not passed or was pending.

Legislative / Administrative Changes

Out of 159 legislative / administrative change items provided by 26 states, less than a quarter (23%, n=37) were self-identified as **Workforce & Higher Education**. From the 26 state respondents, more than half of the states (54%, n=14) indicated a legislative / administrative change in this category. From these 37 change items, nearly half of the change items (49%, n=18) have passed, while 32% (n=12) are still pending. Less than a quarter (19%, n=7) did not pass.

Some of the legislative / administrative changes include:

- In **Massachusetts**, the FY19 state budget created a workforce council at the Department of Early Education and Care. This cross-sector council of stakeholders consists of legislators, businesses, providers and advocates. The council meets monthly to hear updates from agency staff and provide feedback and input on the design and implementation of Early Education and Care's (EEC) workforce development systems.
- **Illinois** passed SB1952, which eliminates the Basic Skills Test requirement for future teachers and allows for the payment of student teachers in schools and child care centers.
- **New Jersey** passed a minimum wage increase to \$15 an hour.
- **Florida** passed legislation that requires the Office of Early Learning to develop early learning professional development training and course standards to assess school readiness of program providers. The office must also identify formal and informal early learning career pathways with stackable credentials and certifications, which allow early childhood teachers to access specialized professional development.
- **California** has pending legislation that would create streamlined standards for professional support stipends provided under California's AB 212 program, based on the early care and education field's best practices to support professional development of teachers and higher education attainment, and expand these stipends to more providers.

Looking Ahead: Birth-to-Five Agenda Items & Policy Priorities

Out of the 210 agenda items provided by 30 states, 24% (n=50) were self-identified as **Workforce & Higher Education**. Out of the 30 state respondents, approximately 67% of the states (n=20) indicated an item in this category. Across these 50 items, 30% (n=15) were directly related to child care. Approximately 22% (n=11) were directly related to education and/or learning.

Some of those items include:

- **Arkansas** is building momentum to pass legislation supporting the early childhood workforce during the 2021 legislative session, including a tax credit incentive for early childhood educators based on their educational attainment and credentials.
- **California** is developing a single, regionalized state reimbursement rate system that compensates teachers and programs for the cost of providing care. The system is responsive to the economic diversity of California, recognizes the costs of meeting varying quality standards, regulations and contracting burdens, and incentivizes quality and participation in research-based quality improvement efforts to improve child outcomes.
- **Massachusetts** is working on workforce compensation and professional development through investments in the state budget and policy development at the Department of Early Education and Care.
- **Wisconsin** is growing a stable and well-qualified workforce of early educators by increasing funding for the T.E.A.C.H. Early Childhood Scholarship and REWARD Stipend program by \$1.6 million to eliminate current waiting lists.

RESULTS

- Advocates in **Hawaii** are working on bills that would require licensure for school psychologists and establish a licensing and regulatory process for midwifery.

Out of the 130 policy priorities provided by 27 states, 28% (n=36) were self-identified as **Workforce & Higher Education**. Out of the 27 state respondents, approximately 63% of the states (n=17) indicated a policy item in this category. The majority of these items (50%, n=18) were legislative policy items, and the remaining were either administrative (14%, n=5) or budgetary (33%, n=12).¹⁵

Stories from the Field

Bess, a young early childhood educator in Wisconsin, is a single mom working in child care full time and engaged in credit-based coursework who attended the 2019 NAEYC Public Policy Forum. Bess sought out this opportunity, and fully funded her travel to D.C. for this important event and brought energy and commitment to her work with us. Never having told her story to a legislator before, she spoke with emotion and conviction to her senators and representative on Capitol Hill. She shared her personal journey and linked it seamlessly to a call for lifting the non-defense discretionary spending caps, increased funding for CCDBG, and reauthorization of the Higher Education Act. With tears and yet an unwavering voice, she told of dear colleagues who left the field of early childhood because they could not support their families, of the sacrifices she has made to stay in the field, of her dream of a different reality for early childhood educators, and of the important work she does with children daily. Following the Public Policy Forum, we supported Bess in testifying to our Joint Finance Committee during state budget hearings. We are currently recruiting Bess to participate in a new Teacher Cohort we are forming with grassroots advocacy support from the Alliance for Early Success. Bess is a powerful emerging leader. She worked with her local technical college to secure funding to bring the "No Small Matter" documentary to her community and recruited Rachel Giannini from the documentary to travel to Rhinelander, Wisconsin to conduct two professional development sessions with local child care providers. Bess is a shining example of how to best engage the early childhood workforce in advocating for policy and investments to improve our work.

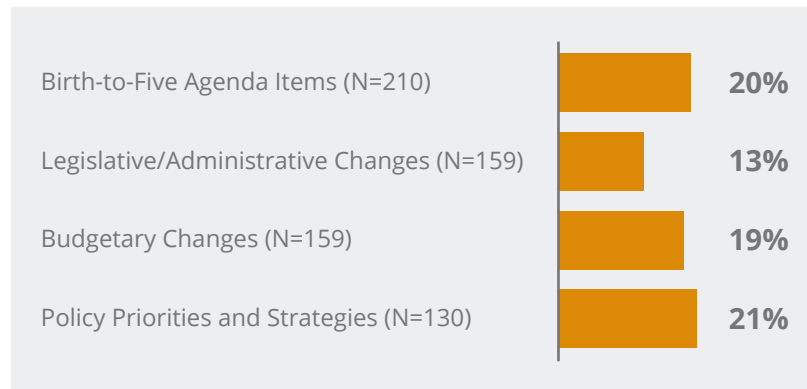
– Ruth Schmidt, Executive Director at Wisconsin Early Childhood Association

¹⁵3% (n=1) of Workforce and Higher Education tags did not indicate a type of policy item.

REVENUE

Tax credits, funding streams, new and/or increased allocations for early childhood.

FIG 9: REVENUE



Budgetary Changes

Out of the 159 budgetary items provided by 30 states, only 19% (n=30) were self-identified as having to do with **Revenue**. Out of the 30 state respondents, approximately 40% of the states (n=12) indicated a budgetary item in this category. The majority of these budgetary items (63%, n=19) have passed through legislation, with only 17% (n=5) having not passed and 13% (n=4) still pending.¹⁶

Some of those budget changes include:

- **Oregon** passed the Student Success Act, with 20% of the revenue dedicated to early learning strategies (pre-K, Head Start, Early Head Start, Early Intervention-Early Childhood Special Education, home visiting, professional development and more).
- In **Louisiana**, a 3% excise tax on each retail sale of industrial hemp-derived CBD products within the state will go to the Early Childhood Education Trust Fund. The state will also be dedicating the excise taxes from sports betting and fantasy sports betting to the Early Childhood Education trust fund.
- In **Maine**, Governor Janet Mills proposed a bond package that includes \$5 million to support a child care facilities bond. The bond will support grants and low-interest loans for expansion of new child care facilities. The program, if passed by voters, would be administered by the Department of Economic and Community Development.

Legislative / Administrative Changes

Out of 159 legislative / administrative change items provided by 26 states, only 13% (n=21) were self-identified as **Revenue**. From the 26 state respondents, only eight states (31%) indicated a legislative / administrative change in this category. From these 21 change items, more than half (51%, n=11) have passed, while 19% (n=4) are still pending. Less than a quarter (19%, n=4) did not pass.

¹⁶Note that two budgetary items did not list whether they had passed, not passed or were pending.

Some of those legislative / administrative changes include:

- The **Virginia** legislature passed an expansion of the Education Improvement Tax Credit Scholarship to pre-K (SB1015 - Stanley). These scholarships are available to middle-income families (300% of poverty, or 400% if the child has an IEP) to attend preschool programs with demonstrated quality (VCPE-accredited, VA Quality level 3, or licensed and meeting other quality standards). The value of the scholarship will be the state share of the VPI per pupil amount, ranging from \$3,163 in Fairfax County to \$5,219 in Lee County.
- **Colorado** passed the child care expenses tax credit for an additional eight years. The existing credit targeted to families earning less than \$25,000 who cannot benefit from the general state tax credit due to the nonrefundability of the federal tax credit.
- In **Nebraska**, a new law allows communities to access economic development grants for community centers to support early childhood programs.
- **Kentucky** passed funding for all-day preschool through pre-K collaboration grants for schools and community-based child care.
- In **Massachusetts**, there is a new proposal for universal access to affordable, high-quality early education and child care, including care during nonstandard work hours and appropriate professional development and compensation for early education and care providers. The proposed plan utilizes a sliding scale fee structure with no family paying more than 7% of its income.

Looking Ahead: Birth-to-Five Agenda Items & Policy Priorities

Out of the 210 agenda items provided by 30 states, 20% (n=42) were self-identified as **Revenue**. Out of the 30 state respondents, approximately 70% of the states (n=21) indicated an item in this category. Across these 42 items, approximately 30% (n=13) were directly related to education and/or learning. Approximately 21% (n=9) were directly related to child care and budget and/or funding.

Some of those items include:

- Advocates in **Hawaii** are working on a bill to expand the existing Hawaii Dependent Care Tax Credit by raising the amount of the tax credit and increasing the income limits used to calculate a family's benefit amount so low-income families can receive a more meaningful benefit. They are also working on a bill to eliminate the Real Estate Investment Trust (REIT) tax loophole to increase revenue for affordable housing, schools, roads or other community needs.
- Advocates in **Maine** are supporting and promoting state-funded Head Start, Maine Families/home visiting, child care and public preschool as critical elements in the state's early childhood system.
- **Oklahoma** is working to secure funding through the Preschool Develop Grant (Birth-Five) to support and enhance early care and education systems based on a comprehensive needs assessment and five-year strategic plan.
- **Mississippi** is developing a sustainable funding source for coaching.

¹⁷Note that 10 legislative/administrative change items did not list whether they had passed, not passed or were pending.

RESULTS

Out of the 130 policy priorities provided by 27 states, 21% (n=27) were self-identified as **Revenue**. Out of the 27 state respondents, approximately 52% of the states (n=14) indicated a policy item in this category. The majority of these items (52%, n=14) were legislative policy items, and the remaining were either administrative (7%, n=2) or budgetary (26%, n=7)¹⁸.

Stories from the Field

Our biggest win in 2019 was expanded state general revenue funding to sustain and expand our high-quality state pre-K program.

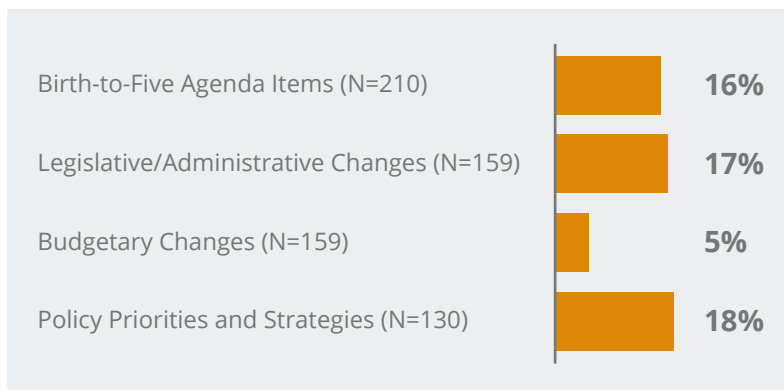
– Leanne Barrett, Executive Director at Rhode Island KIDS COUNT

¹⁸15% (n=4) of Revenue tags did not indicate a type of policy item.

GOVERNANCE

Budget actions and legislation related to special districts, governing boards, legislative councils and similar topics.

FIG 10: GOVERNANCE



Budgetary Changes

Out of the 159 budgetary items provided by 30 states, only 5% (n=8) were self-identified as **Governance**. Out of the 30 state respondents, only four states (13%) indicated a budgetary item in this category. The majority of these budgetary items (75%, n=6) have passed through legislation, with the other quarter (n=2) having not passed. Across these eight budgetary items in this category, 25% of the changes (n=2) focused on increasing or adding additional funding or space in this category.

Some of the budget changes include:

- **Oregon** created a task force to develop a plan for improving child care.
- **California** established a council to advise the governor, the legislature and the superintendent of public instruction on statewide early learning and care policy, building on the work of the state’s Master Plan for Early Learning and Care and the 2019 California Blue Ribbon Commission on Early Childhood Education Final Report. The council shall include 27 appointed members, as specified. The council shall consult with a parent advisory committee and a workforce advisory committee. The California Department of Education (CDE) shall provide staffing to the council, and up to \$300,000 of funds provided to the Council may be used for this purpose.
- **California** also passed funding that provides \$10 million in one-time General Fund for the CDE, Department of Social Services (DSS), Department of Human Resources and Public Employment Relations Board for costs associated with implementing child care organizing. Funding requires each department to submit expenditure plans and allocate funds contingent on Department of Finance (DOF) approval and notification of the Joint Legislative Budget Committee. It also requires CDE and DSS to collect contact information for child care providers to make available to provider organizations.

Legislative / Administrative Changes

Out of 159 legislative / administrative change items provided by 26 states, only 17% (n=27) were self-identified as **Governance**. From the 26 state respondents, 10 states (38%) indicated a legislative / administrative change in this category. From these 27 change items, more than a third (37%, n=10) have passed, while 30% (n=8) are still pending. A third of the change items (33%, n=9) did not pass.

Some of the legislative / administrative changes include:

- The **Massachusetts** state budget created a workforce council at the Department of Early Education and Care. This cross-sector council of stakeholders consists of legislators, businesses, providers and advocates. The council meets monthly to hear updates from agency staff and provide feedback and input on the design and implementation of EEC's workforce development systems.
- **Arkansas** experienced perhaps the biggest legislative change affecting its early childhood education system – Act 910: Transformation and Efficiencies Act of 2019. This 2,047-page law will cut the number of cabinet-level state agencies from 42 to 15. As part of this act, all education-related agencies and programs will soon be merged into the Arkansas Department of Education (ADE), which traditionally has governed K-12 public schools. The Arkansas Better Chance (ABC) pre-K program, which is currently operated by the Department of Human Services Division of Child Care and Early Childhood Education (DCCECE), will soon be part of the Department of Education.
- Legislation is pending in **South Carolina** to create a Department of Early Development and Education, bringing together programs focused on early childhood from several other agencies. A related study committee was established to consider early childhood governance issues during the summer/fall legislative recess.
- In **Nevada**, Senate Bill 84, as passed, allows for and provides guidance to the Department of Education to oversee and manage the state's pre-k program.
- In **Colorado**, HB 19-1052 allows local communities to collaborate to establish special districts to provide birth-to-age 8 services across the domains of the EC framework.

Looking Ahead: Birth-to-Five Agenda Items & Policy Priorities

Out of the 210 agenda items provided by 30 states, 16% (n=33) were self-identified as **Governance**. Out of the 30 state respondents, approximately 40% of the states (n=12) indicated an item in this category. Across these 33 items, approximately 46% (n=15) were directly related to education and/or learning.

Some of those items include:

- Advocates in **South Dakota** are supporting a House bill that would create a state Early Learning Advisory Council in 2021.
- **Arkansas** is working to create a bipartisan early childhood legislative caucus that develops a package of legislation to be introduced in the 2021 legislative session.
- Advocates in **Virginia** have prioritized identifying the framework to expand access to and improve quality in all early childhood settings. This vision should articulate a process for the alignment of program goals and governance, collaborative data sharing and measuring success.
- **Kansas** is participating through gubernatorial and Senate leadership appointments on the Children's Cabinet and Education Council to chart a course for improved early education systems and data alignment.
- **Louisiana** is monitoring the Ready Start Networks, which are pilots of potential local governance structures for early care and education, as well as supports and services for young children.
- Advocates in **Tennessee** are establishing an Early Education Caucus in the General Assembly.

RESULTS

Out of the 130 policy priorities provided by 27 states, 18% (n=23) were self-identified as **Governance**. Out of the 27 state respondents, approximately 63% of the states (n=17) indicated a policy item in this category. The majority of these items (43%, n=10) were legislative policy items and administrative items, and the remaining were budgetary (4%, n=1).¹⁹

Stories from the Field

The creation of our early childhood department culminates years of advocacy efforts. It included research to develop an early childhood business plan for the state, numerous community conversations to develop broad-based consensus around a policy agenda aligned to the business plan, behind-the-scenes advocacy with individual policymakers, and leveraging / activating the state's early childhood caucus. The "elevating early childhood campaign" throughout the fall helped pave the way for the incoming governor to lend her support to the effort. Her political capital, along with significant effort from the lieutenant governor and several champions within the legislature, help successfully move this bill.

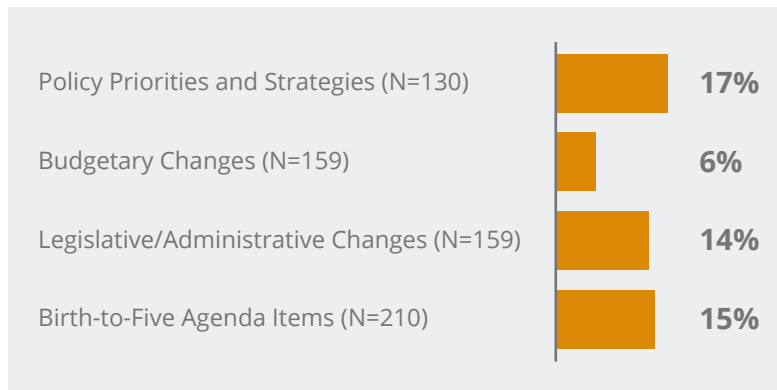
– Michael Weinberg, Early Childhood Education Policy Officer at Thornburg Foundation (New Mexico)

¹⁹8% of Early Care and Education tags did not indicate a type of policy item.

DATA

Budget actions or legislation related to needs assessments, systems integration, state and district-level reporting, Quality Rating and Improvement System (QRIS), state-funded studies and similar topics.

FIG 11: DATA



Budgetary Changes

Out of the 159 budgetary items provided by 30 states, only 6% (n=9) were self-identified as having to do with **Data**. Out of the 30 state respondents, 13% of the states (n=4) indicated a budgetary item in this category. The majority of these budgetary items (89%, n=8) have passed through legislation, with only one item having not passed. Across the nine budgetary items in this category, nearly half (44%, n=4) focused on increasing or adding additional funding or space.

Some of those budget items include:

- **California's** budget provides a \$10 million one-time, non-Proposition 98 General Fund available for encumbrance and expenditure through FY2021-2022 to plan for and develop the California Cradle-to-Career Data System. This system will connect student information from early education providers, K-12 schools, higher education institutions, employers, other workforce entities and health and human services agencies. Funding shall be provided to the Governor's Office of Planning and Research to contract with planning facilitators to lead a workgroup comprised of representatives from education, workforce, health agencies, among others. By July 1, 2020, the workgroup shall report to the DOF and the legislature on the proposed structure of the data system, including governance, architecture and functionality of the system. By January 1, 2021, the workgroup shall report to the DOF and the legislature on additional details regarding the data system.
- **Colorado's** budget included \$6 million for a Census Outreach Grant Program.

Legislative / Administrative Changes

Out of 159 legislative / administrative change items provided by 26 states, 14% (n=22) were self-identified as **Data**. From the 26 state respondents, almost half (46%, n=12) indicated a legislative / administrative change in this category. From these 22 change items, almost half (45%, n=10) have passed, while 36% (n=8) are still pending. Less than a quarter (18%, n=4) did not pass.

Some of those legislative / administrative changes include:

- **Maine** passed legislation to convene a stakeholder group to determine the state's capacity to provide EPSDT.

- In **Texas**, HB 680 assigns a unique child identification number to children in the subsidized child care program, which is also assigned to children in the public school system, in an effort to connect these children from birth through high school (and beyond). The bill also mandated data reporting and transparency related to our subsidy and QRIS programs, more meaningful professional development paid for with public dollars, and the ability to use contracted slots as a method for increasing quality child care. Another piece of legislation, SB 708, directs Health and Human Services to collect data on caregiver-child ratios and group size standards, as well as serious violations and injuries. The bill also directs the agency to make recommendations on ratios to the legislature upon completion of the study.
- In **South Carolina**, the Pay for Success Performance Accountability Act is pending, which would facilitate the state's engagement in future Pay for Success projects. The state's first such project expanded quality postpartum nurse home visiting, and a pending project would expand a suite of early childhood services.
- In **California**, pending legislation, AB 1001, would strengthen existing early care and education local planning and coordinating infrastructure by bringing data systems into the 21st century, establishing greater alignment and efficiency, and ensuring important local agencies are included in decision-making.
- **Hawaii** passed SB1246, establishing goals for the adoption and proliferation of telehealth to increase health care access. It also establishes the State Strategic Telehealth Advisory Council and permanent State Telehealth and Health Care Access coordinator position. The law dissolves the advisory council on July 1, 2022. Finally, it establishes the Telehealth Administrative Simplification Working Group to research, make recommendations and report to the legislature.
- **Colorado** passed HB 19-1239, which creates a grant program to support outreach to ensure an accurate count for the 2020 Census.

Looking Ahead: Birth-to-Five Agenda Items & Policy Priorities

Out of the 210 agenda items provided by 30 states, 15% (n=31) were self-identified as **Data**. Out of the 30 state respondents, approximately 47% of the states (n=14) indicated an item in this category. Across these 31 items, approximately 42% (n=13) were directly related to education and/or learning.

Some of those agenda items include:

- **Oklahoma** has prioritized implementing an early childhood integrated data system to capture an unduplicated count of early care and education program participation and inform future investments in early childhood.
- **South Carolina** is working to strengthen capacity and incentives for child care providers to participate in the state's child care QRIS and align early childhood services to increase data-driven accountability, quality and impact statewide.
- **Rhode Island** is working to implement a statewide Kindergarten Entry Profile system to connect the early childhood system to early elementary grades.
- Advocates in **Hawaii** are requesting funding for the telehealth portal within the Hawaii State Department of Health.

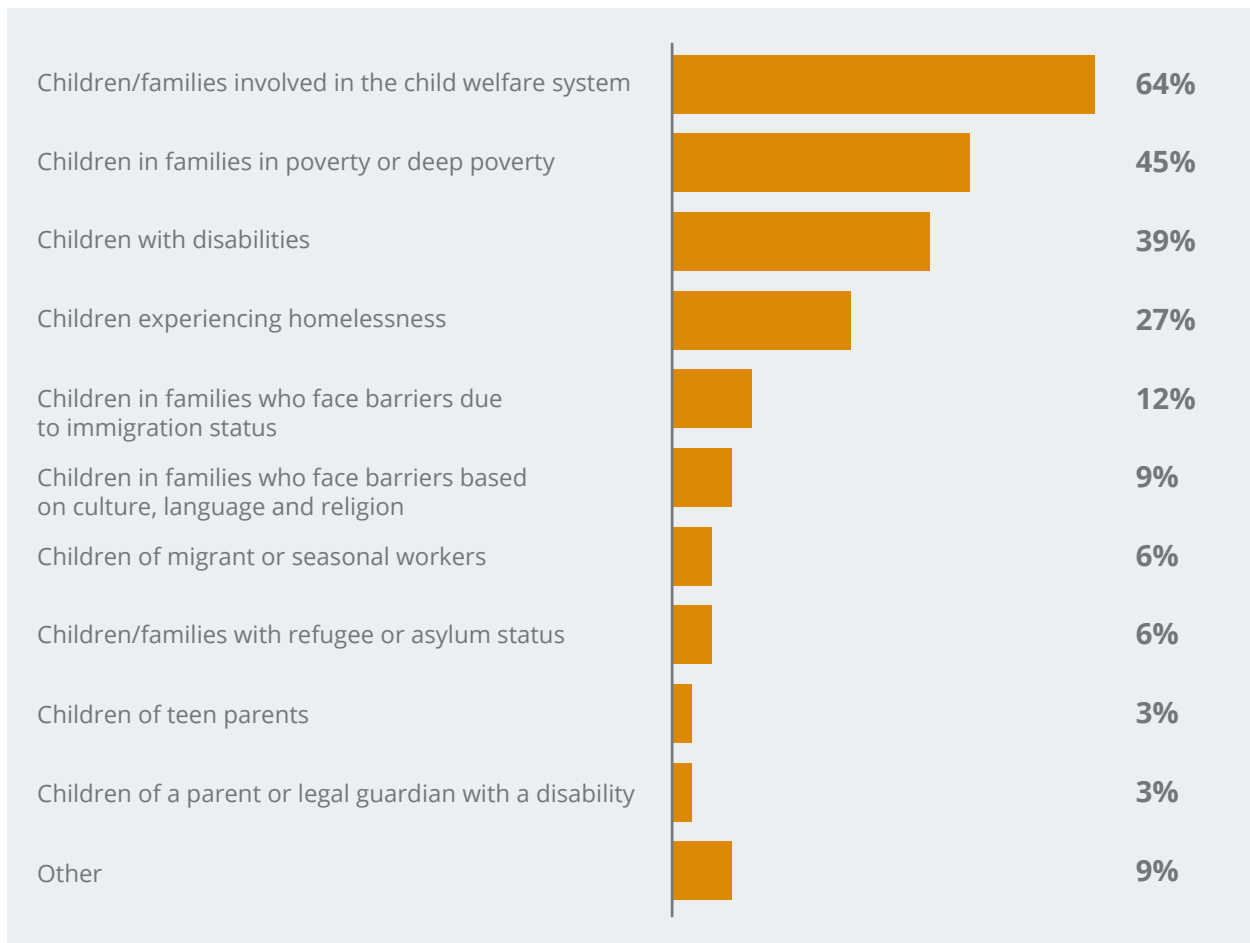
Out of the 130 policy items provided by 27 states, 17% (n=22) were self-identified as **Data**. Out of the 27 state respondents, approximately 52% of the states (n=14) indicated a policy item in this category. The majority of these items, 45% (n=10), were administrative policy items, and 41% (n=9) were legislative items. The remaining were budgetary (5%, n=1)²⁰.

²⁰9% (n=2) of Data tags did not indicate a type of policy item.

Population Priorities

State respondents were asked to indicate which populations were prioritized in legislation, administrative rules/ regulations and/or funding allocations in the past year that relate to children and families. Respondents could select more than one response, so please note that percentages may add up to more than 100%.

FIG 12: OUT OF THE 33 STATES, OVER HALF (N=21) INDICATED THAT IN THE LAST YEAR, THEIR STATES APPROVED LEGISLATION, ADMINISTRATIVE RULES / REGULATIONS AND / OR FUNDING ALLOCATIONS FOR CHILDREN/FAMILIES INVOLVED IN THE WELFARE SYSTEM



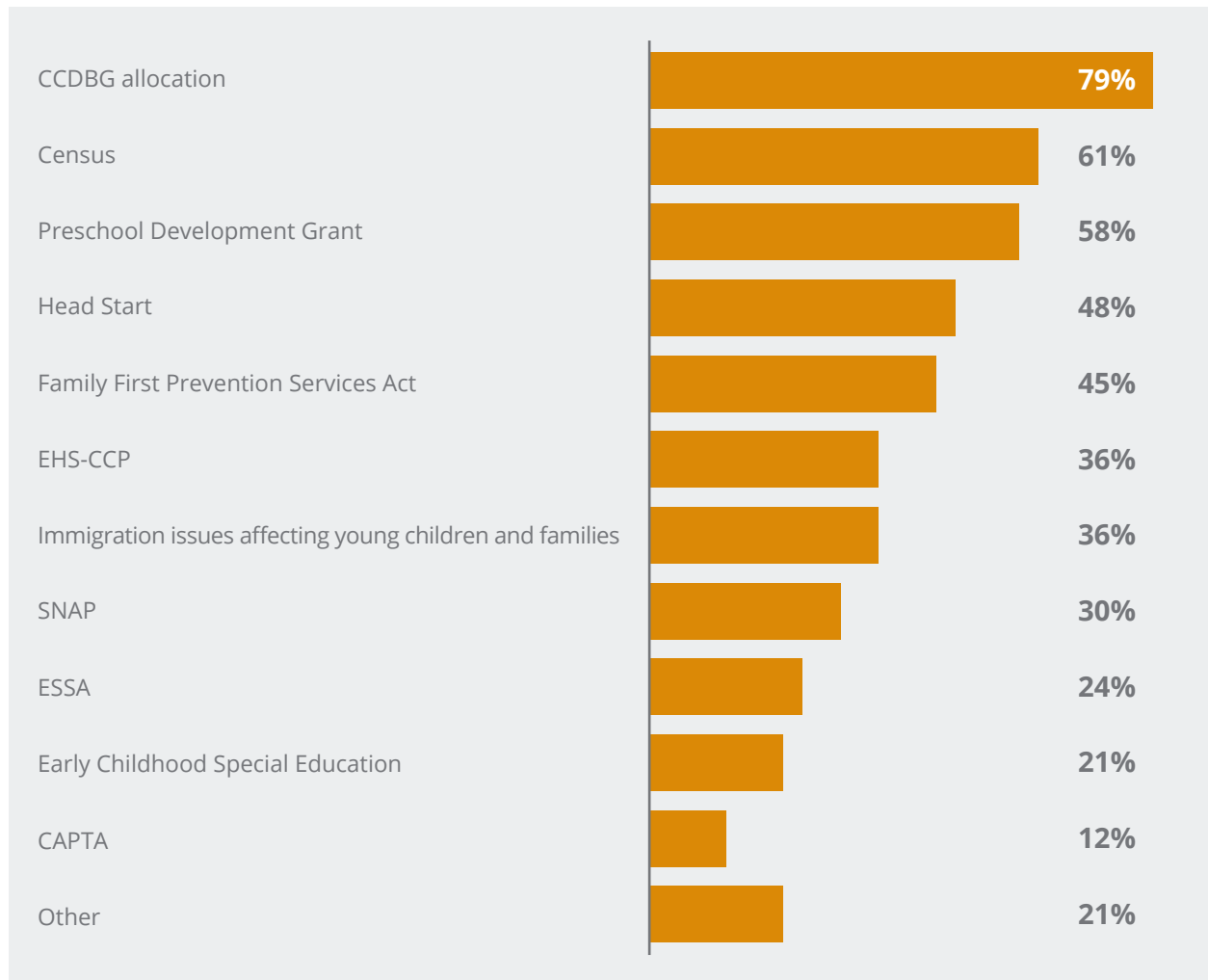
As can be seen in Figure 12, most state respondents who completed this update indicated that their state supported children/families involved in the **child welfare system**. The second-highest response focused on population were **children in families in poverty or deep poverty**. Three states said they focused on another population. These states provided the following responses:

- Children in families with low caregiver education attainment (two states)
- Children in out-of-home care

Advancing Federal Level Policy

State respondents were asked to indicate how they are engaged in advancing federal-level policy. They could select more than one response, so please note that percentages may add up to more than 100%.

FIG 13: OUT OF THE 33 STATES, THE MAJORITY (N=26) ARE ENGAGED IN ADVANCING FEDERAL-LEVEL POLICY BY CHILD CARE & DEVELOPMENT BLOCK GRANT (CCDBG) ALLOCATIONS



As seen in Figure 13, most states are involved in allocating **CCDBG funds**. Approximately seven states indicated that they advanced federal-level policy in another way. Respondents provided the following examples:

- Poverty level determination comments
- General / Relationships – serving as a state-based resource to our delegation on any early education and care topics
- Paid Family Leave; Maternal, Infant and Early Childhood Home Visiting (MIECHV); Medicaid

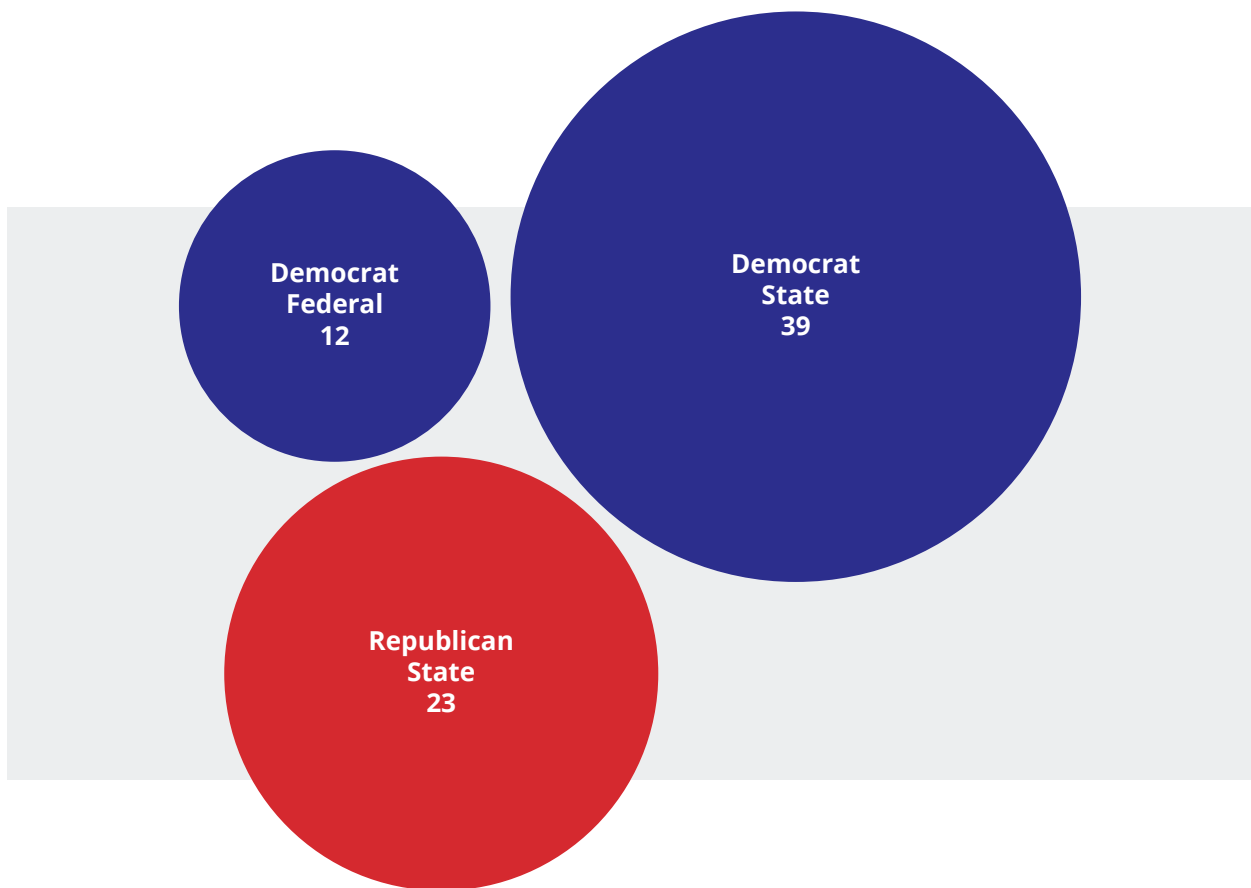
ADDITIONAL UPDATES

- Pay for Success Legislation, including Social Impact Partnerships to Pay for Results Act (SIPPRA)
- Family Act, Healthy Families Act
- Three members of South Dakota Association for the Education Young Children (SDAEYC) attended the 2019 NAEYC Public Policy Forum in D.C. Fran Apland created a SDAEYC Public Policy working committee under SDAEYC
- Communicating to federal policymakers and federal partners about the prioritization of this funding and expanding these programs. Engaging the community to join in advocacy efforts through varying avenues

Elected Champions

State respondents were asked to provide an elected state- or federal-level official champion who has supported them in advancing early childhood policies in their state. All together, respondents provided 76 total champions who spanned party affiliations and levels of government.

FIG 14: PARTY AFFILIATION AND LEVEL OF GOVERNMENT BREAKDOWN FOR STATE CHAMPIONS (N=76)



Each color indicates which party the champion is affiliated with while the size indicates the number of champions selected. Over half of the state-selected champions are from the Democratic Party and are state elected officials. Please note Figure 14 excludes two champions one of whom is at the state level but has a third party affiliation and the other of whom is at another level but has a Republican Party affiliation.

Stories from the Field

Demand for a high-quality early childhood environment grew in a small town in rural Nebraska. They began a fundraising campaign with the goal of opening a new center to support the community and surrounding area. The team supporting this project wanted to accept the child care subsidy, but they had some questions. The team and one of their donors reached out to their state senator and set up a phone call with First Five Nebraska. We had not previously had much interaction with this senator and would not have thought of him as a champion, but after this and additional conversations he became one. He offered to carry one of our bills in the 2019 session and was able to get it passed. Community voices from rural Nebraska got the issue in front of a conservative policymaker, and the result is that he is now a champion for early childhood. This demonstrates the importance of community voices and of being sure you share your message with leaders all across the spectrum.

- Elizabeth Everett, Policy Associate at First Five Nebraska

GLOSSARY

Adverse Childhood Experience (ACE)
Arkansas Better Chance (ABC)
Arkansas Department of Education (ADE)
California Department of Education (CDE)
Child Abuse Prevention and Treatment Act (CAPTA)
Child Care & Development Block Grant (CCDBG)
Child Care and Development Fund (CCDF)
Child Care Assistance Program (CCAP)
Children's Health Insurance Program (CHIP)
Department of Early Care and Learning (DECAL)
Department of Finance (DOF)
Department of Health Care Services (DHCS)
Department of Social Services (DSS)
District of Columbia (D.C.)
Division of Child Care and Early Childhood Education (DCCECE)
Early and Periodic Screening, Diagnosis and Treatment (EPSDT)
Early Childhood Intervention (ECI)
Early Education and Care (EEC)
Early Intervention (EI)
Early Support for Infants & Toddlers (ESIT)
Family First Prevention Services Act (FFPSA)
Georgia Early Education Alliance for Ready Students (GEEARS)
Individualized Education Program (IEP)
Local Education Agency (LEA)
Managed Care Organization (MCO)
Maryland Family Network (MFN)
PA Partnerships for Children (PPC)
Quality Rating and Improvement System (QRIS)
Real Estate Investment Trust (REIT)
South Dakota Association for the Education of Young Children (SDAEYC)
State Policy Update Report (SPUR)
Supplemental Nutrition Assistance Program (SNAP)
Temporary Assistance for Needy Families (TANF)
Virginia Council for Private Education (VCPE)
Virginia Mental Health Access Program (VMAP)
Women Infants & Children (WIC)



Ounce of Prevention Fund
312.922.3863 • theOunce.org